

Carova Beach in Currituck County, NC



Hello,

Thanks for taking the time to review the most recent Market Activity in Carova Beach, NC. Please reach out if I may answer any questions or assist you in your home search!

If we cannot find the home you seek on the market, then we can build it! That's the Horizon Guarantee!

Talk soon,

Travis



Travis Old

Broker

North Carolina Real Estate License #334264

📞 Mobile 252-202-4945 | 📞 Office (252) 232-3925

📠 (252) 232-0227

✉️ told@travisold.com

🌐 <https://www.horizonrealtync.com>

Horizon Real Estate Group

422A Caratoke Hwy

PO BOX 505

Moyock, NC 27958

Carova Beach in Currituck County, NC

Market Trends

Market Trends for Carova Beach in Currituck County, NC

Single Family Residence

April 2026

Market Type



Key Details

Months of Inventory	Sold to List Price %	Median Days in RPR	Median Sold Price
13.5 ↑ 62.06% MoM	98.4% ↑ 1.68% MoM	16 ↓ 27.27% MoM	\$1,707,500 ↑ 146.57% MoM

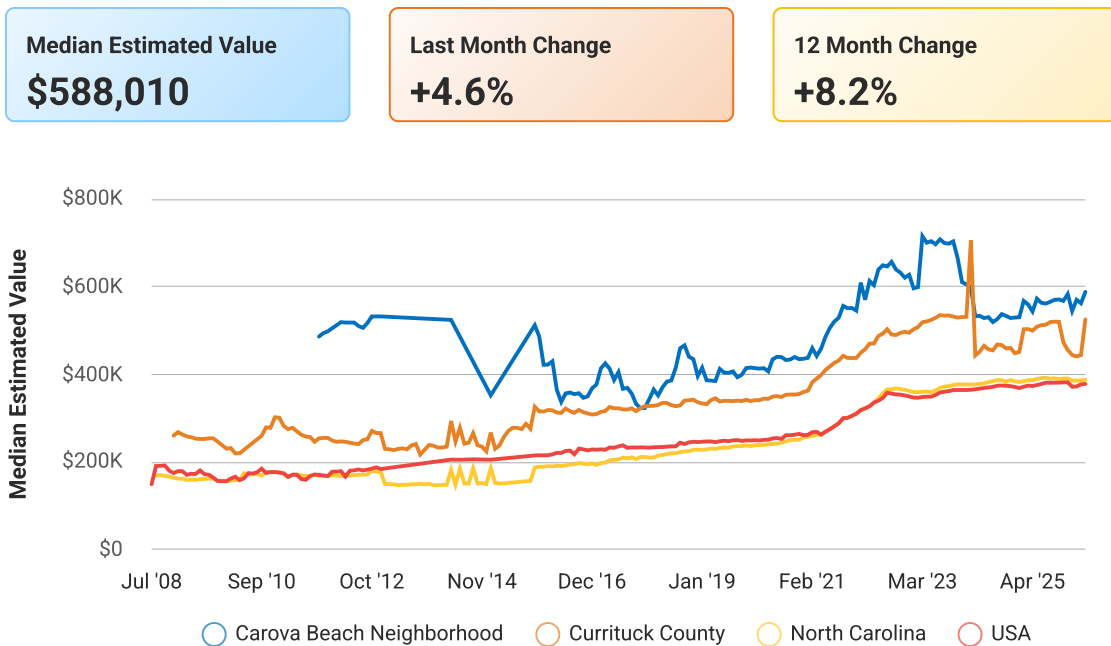
April 2026 Median Estimated Property Value

Single Family Residence

This graphic displays property estimates for a market area and a subject property, where one has been selected. Estimated property values are generated by a valuation model and are not formal appraisals.

Source: Public records, and MLS sources where licensed

Update Frequency: Monthly



Carova Beach in Currituck County, NC

April 2026 New Listings

Carova Beach in Currituck County, NC

Single Family Residence

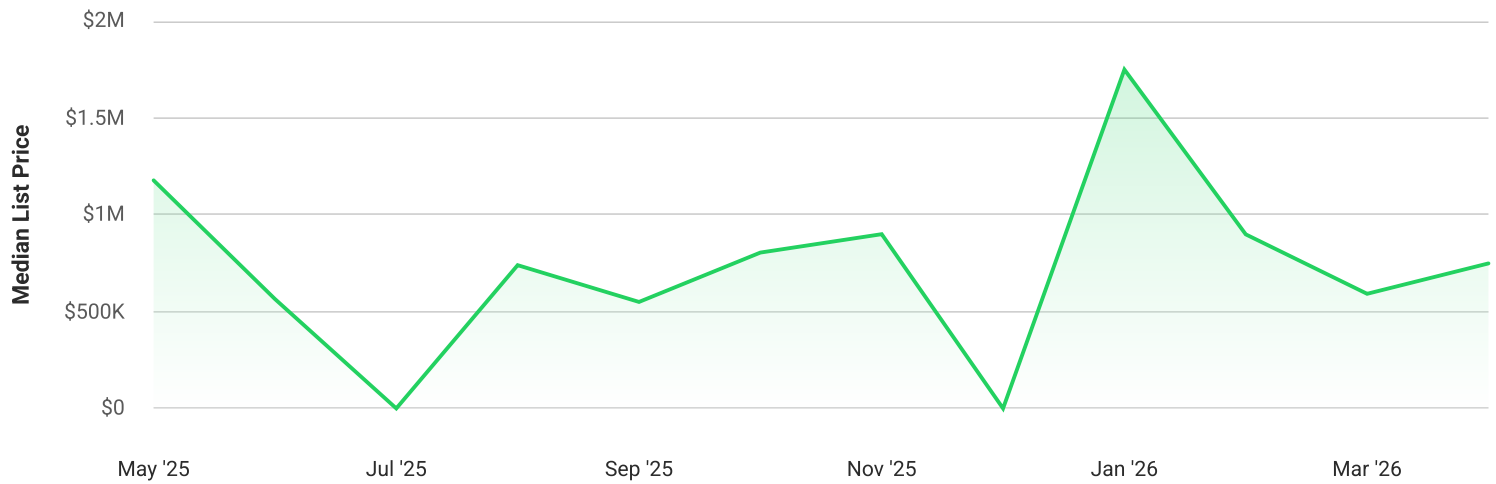
This graphic summarizes key statistics for properties that entered the market each month. RPR uses list date to determine when a listing entered the market. These statistics are important for understanding the rate at which listings are entering the market and their price points.

Source: Listing sources

Update Frequency: Monthly

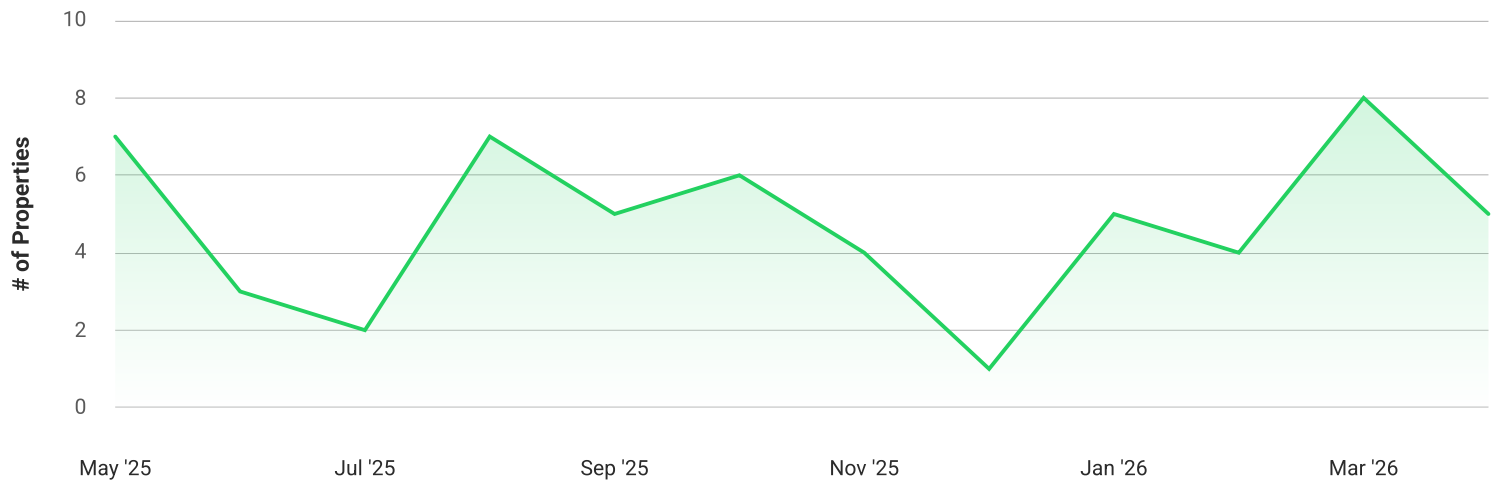
Median List Price - \$749,000

↑ 26.5% Month over Month



of Properties - 5

↓ 37.5% Month over Month



Carova Beach in Currituck County, NC

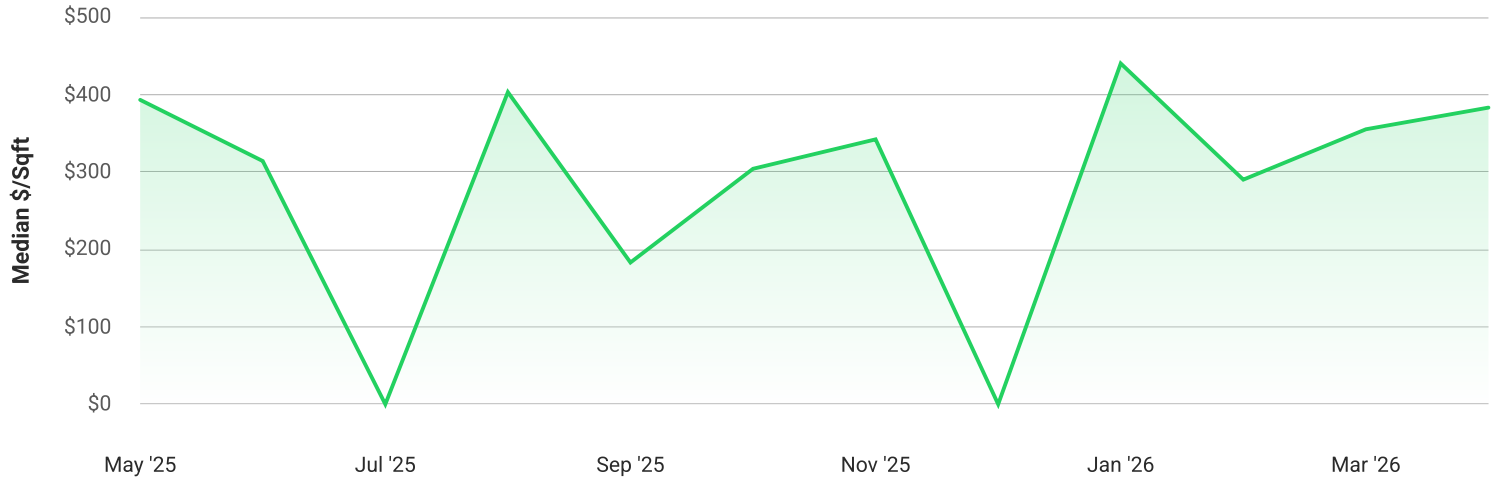
April 2026 New Listings

Carova Beach in Currituck County, NC

Single Family Residence

Median \$/Sqft - \$383

↑ 7.9% Month over Month



Carova Beach in Currituck County, NC

April 2026 Active Listings

Carova Beach in Currituck County, NC

Single Family Residence

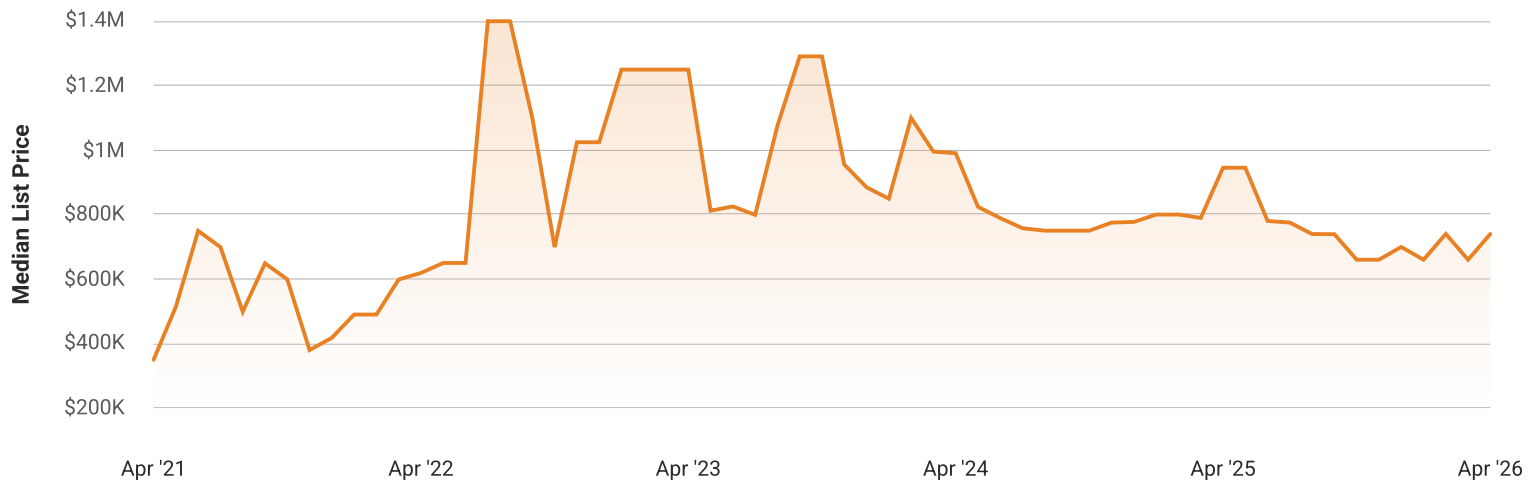
This graphic summarizes key statistics for properties that were in an active status on the last day of each month. RPR uses list date and a derived pending date to determine if the listing was active on the last day of the month. An end-of-month snapshot of active listings helps to understand inventory levels, price points and duration on the market.

Source: Listing sources

Update Frequency: Monthly

Median List Price - \$739,900

↑ 12.1% Month over Month



Carova Beach in Currituck County, NC

April 2026 Sold Listings

Carova Beach in Currituck County, NC

Single Family Residence

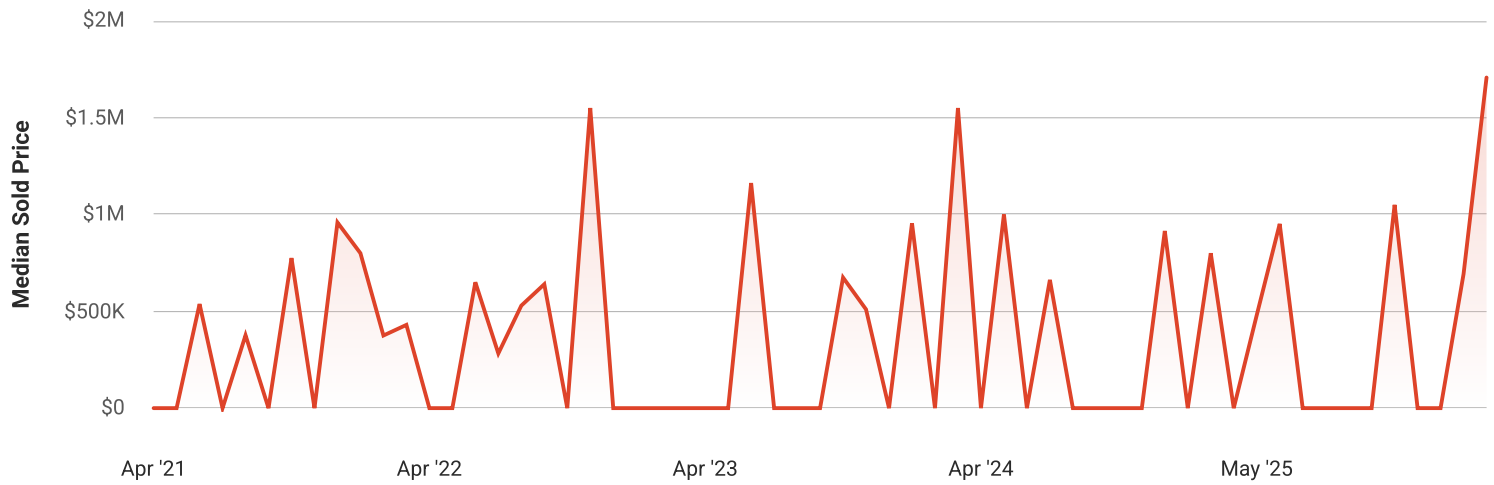
This graphic summarizes key statistics for properties that sold each month. RPR uses a derived sold date to determine when a property moved into a sold status within the given month. These statistics are important for understanding the price points on sold properties as well as the difference between the list price and sold price, which reveals whether buyers are paying over or under the asking price.

Source: Listing sources

Update Frequency: Monthly

Median Sold Price - \$1,707,500

↑ 146.6% Month over Month



Carova Beach in Currituck County, NC

Sold Public Records

Carova Beach in Currituck County, NC

Single Family Residence

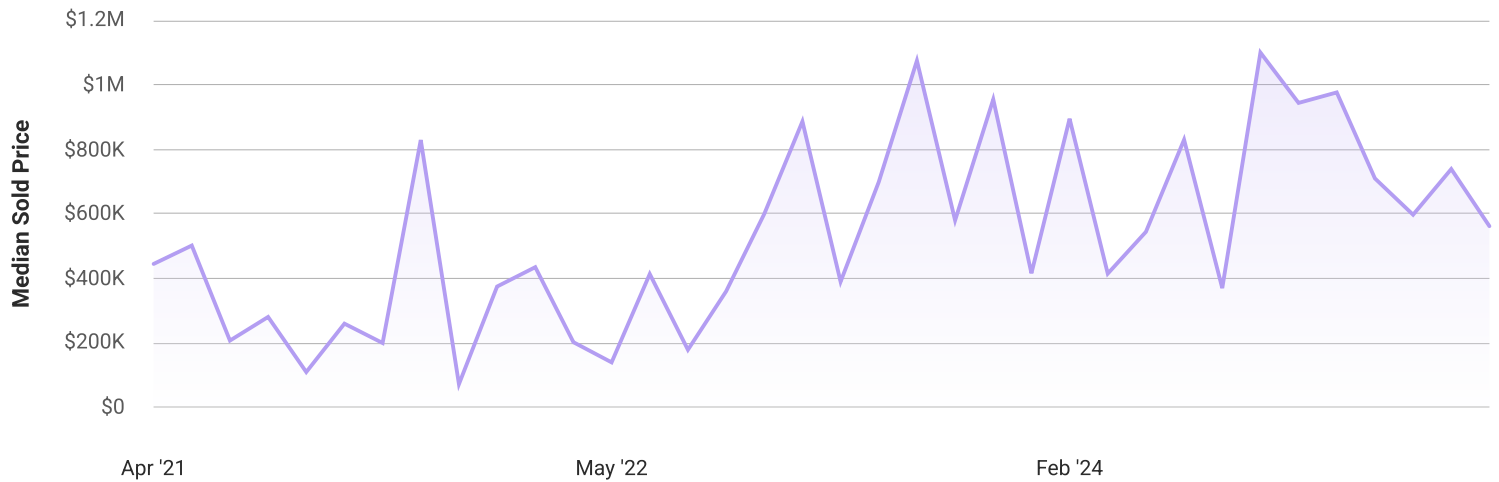
This graphic summarizes key statistics for properties that are sold each month. RPR uses a combination of dates in deed and assessment records to determine qualifying sale transactions each month. These statistics offer a complete view of everything that sold in a market area, whether it was listed in an MLS or not. Data is less accurate in non-disclosure states where some or all sale prices are not available through the public record. Non-disclosure states include Alaska, Idaho, Kansas, Louisiana, Mississippi, Missouri (some counties), Montana, New Mexico, North Dakota, Texas, Utah, and Wyoming. Note: Some counties, especially in rural areas, do not provide timely data updates.

Source: Public records data

Update Frequency: Monthly

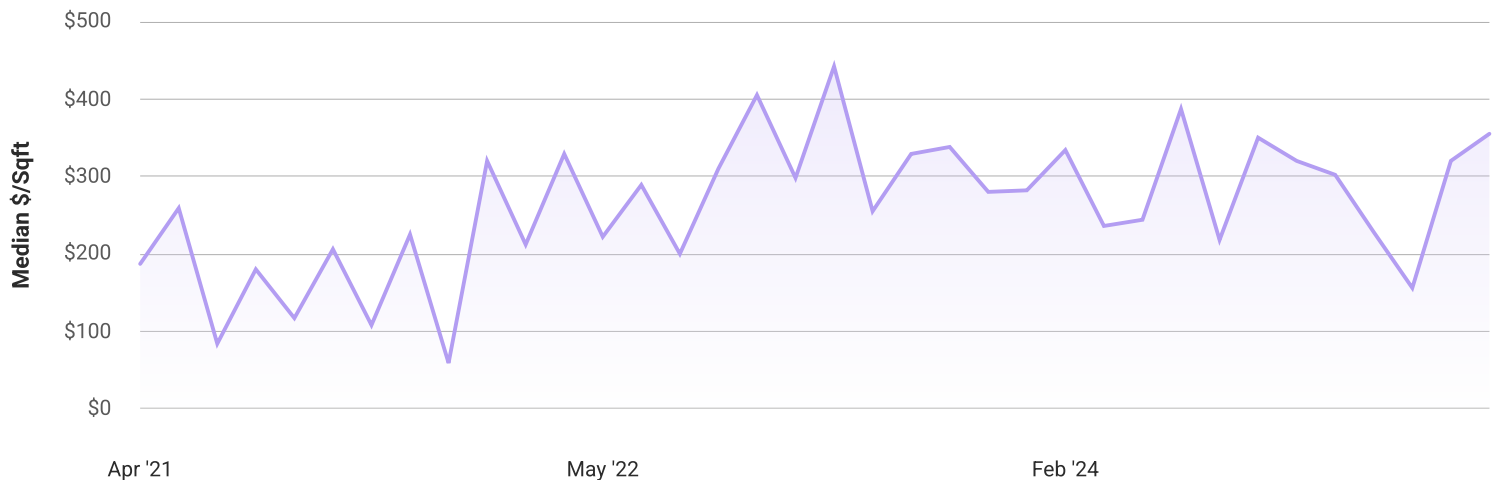
Median Sold Price - -

● Month over Month



Median \$/Sqft - -

● Month over Month



Carova Beach in Currituck County, NC

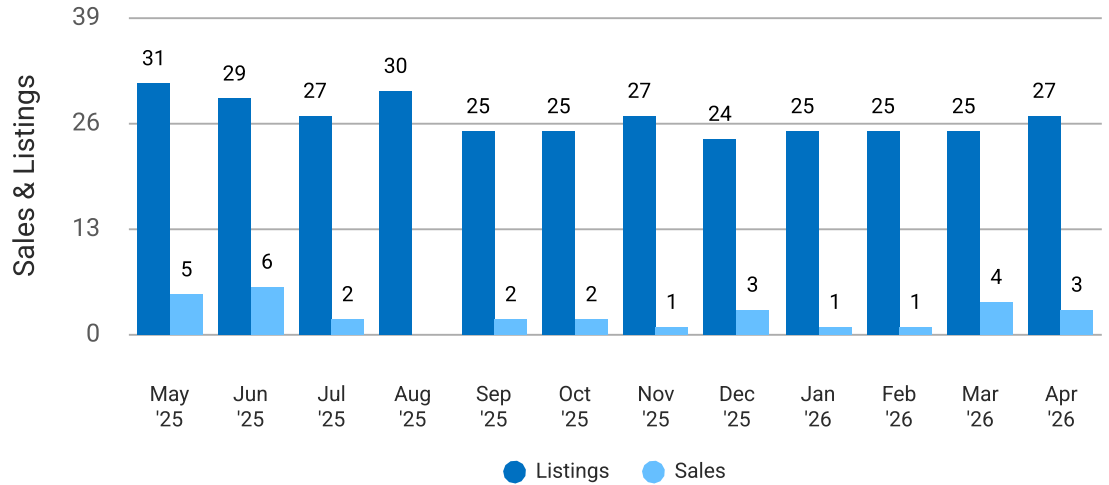
Total Sales and Active Listings in Carova Beach in Currituck County, NC

Single Family Residence

This graph compares the number of sales with the number of active listings in the local market.

Source: MLS data where licensed

Update Frequency: Monthly



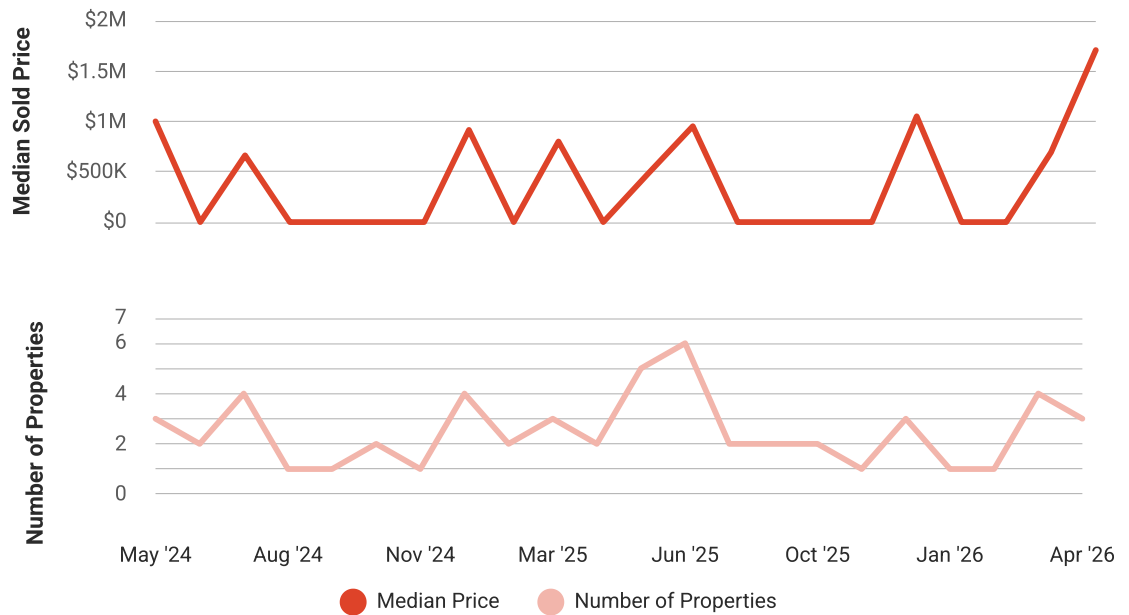
Median Sold Price vs Sold Listings in Carova Beach in Currituck County, NC

Single Family Residence

This chart compares the trend of median sold price and number of sold listings for the given location.

Source: Listing Data

Update Frequency: Monthly



Carova Beach in Currituck County, NC

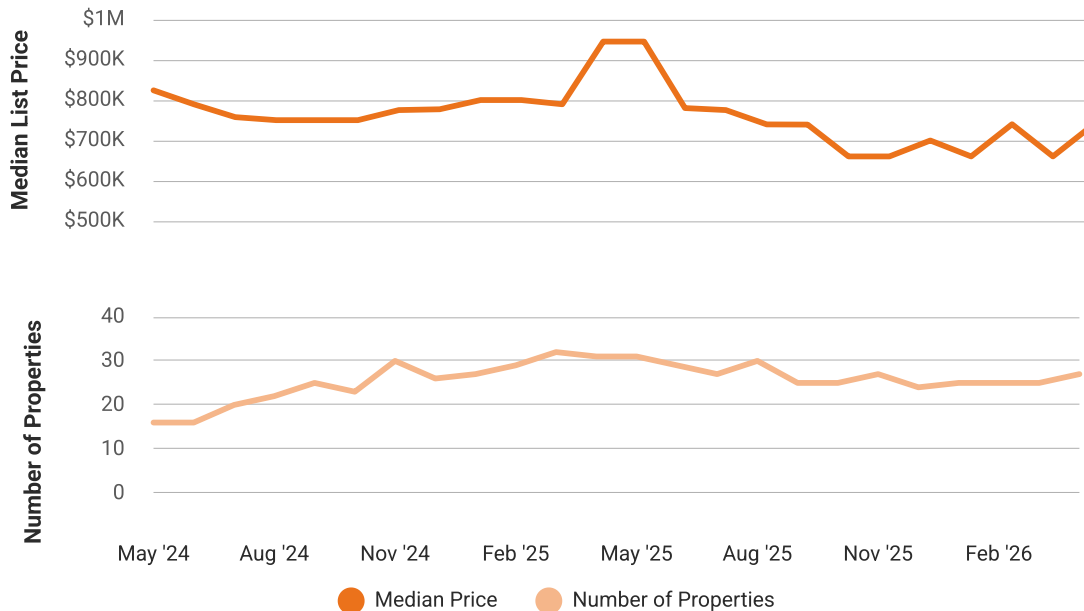
Median List Price vs Active Listings in Carova Beach in Currituck County, NC

Single Family Residence

This chart compares the trend of median list price and number of active properties for the given location.

Source: Listing Data

Update Frequency: Monthly



Market Snapshot

Value and Price Changes

	Current	Last Month	Last 3 Months	Last 12 Months	Last 24 Months	Last 36 Months
Median Est. Property Value <small>Last Updated: 4/30/2026</small>	\$588,010	\$562,000 +4.63%	\$544,410 +8.01%	\$543,350 +8.22%	\$533,350 +10.25%	\$699,990 -16%
Median Sold Price <small>Last Updated: 4/30/2026</small>	\$1,707,500	\$692,500 +146.57%	-	-	-	-
Median List Price <small>Last Updated: 4/30/2026</small>	\$739,900	\$660,000 +12.11%	\$660,000 +12.11%	\$945,000 -21.7%	\$990,000 -25.26%	\$1,249,000 -40.76%

About this Data: Because some brokerages may choose not to include their MLS listing content within the RPR platform, the analysis contained in this report may not have been created using all the available listing data within this geographical market.

Median estimated property values are generated by a valuation model and are not formal appraisals. Valuations are based on public records and MLS data where licensed. The Metrics displayed here reflect **Residential Single Family properties** data.

Carova Beach in Currituck County, NC

Market Activity

Market Activity Filters

Sort Order: Date

Maximum Properties Per Change Type: 20

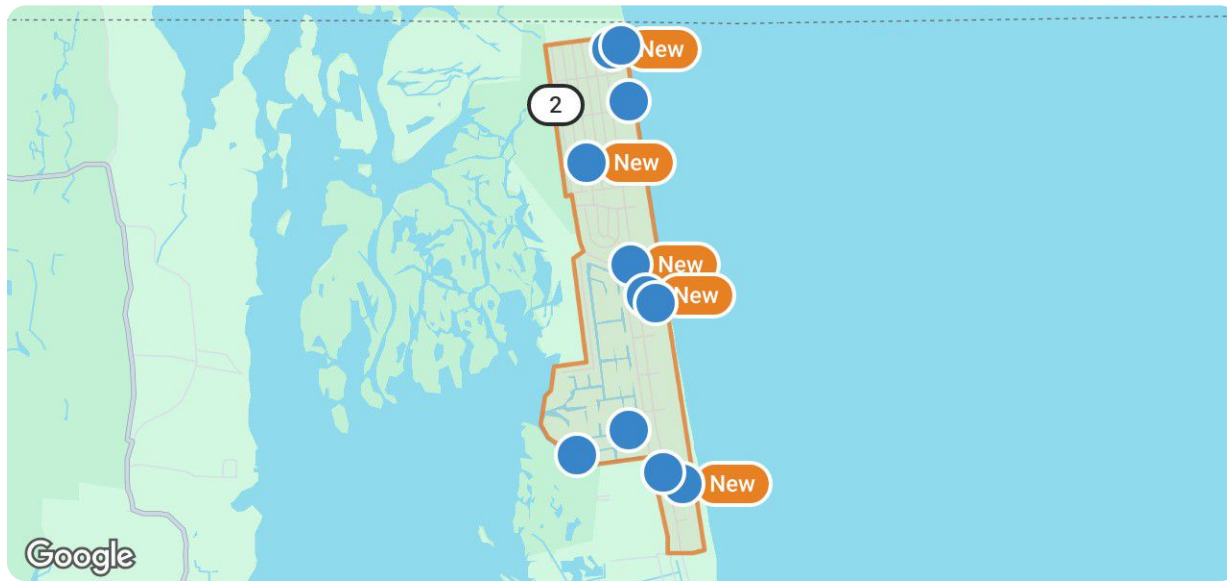
Change Types: New Listings, Price Change

Property Types: Single Family

Property Features: Sale Price: Any, Lease Price: Any, Beds: Any, Baths: Any, Living Area: Any, Lot Size (acre): Any, Year Built: Any

Summary

For Sale Activity in the Last 3 Months



Legend

- For Sale
- \$ Price Change

	New	Price Changes
Number of Properties	11	1
Lowest Listing Price / Est. Value	\$479,000	\$569,000
Median Listing Price / Est. Value	\$750,000	\$569,000
Highest Listing Price / Est. Value	\$1,859,999	\$569,000
Average Price / sqft	\$414	\$319
Median Price / sqft	\$369	\$319
Average Days in RPR	55	451
Median Days in RPR	58	451
Total Volume	\$10,043,999	\$569,000
Source	Listings	Listings

Carova Beach in Currituck County, NC

Market Activity Breakdown

New

Source: Listings

New: 11 properties		Property Type	Beds / Baths	Living Area (sq ft)	Lot Size	Year Built	List Date / Days in RPR	List Price / \$ Per Sq Ft
	2165 Mobjack Ter Corolla, NC 27927 MLS ID: 132972 ● Active / For Sale <i>Listing Courtesy of TWIDDY AND COMPANY - COROLLA</i>	Single Family	6/6	2,644	-	2007	5/26/2026 - days	\$750,000 \$284/sq ft
	2069 Sandfiddler Rd Corolla, NC 27927 MLS ID: 132882 ● Active / For Sale <i>Listing Courtesy of KELLER WILLIAMS - OUTER BANKS</i>	Single Family	3/2	1,215	0.64 acres	1983	5/15/2026 11 days	\$750,000 \$617/sq ft
	2230 Sandfiddler Rd Corolla, NC 27927 MLS ID: 100571129 ● Active / For Sale <i>Listing Courtesy of Ocean Pearl Realty, LLC</i>	Single Family	7/9	3,542	0.33 acres	2026	5/1/2026 25 days	\$1,859,999 \$525/sq ft
	2246 Sandpiper Rd Corolla, NC 27927 MLS ID: 132461 ● Active / For Sale <i>Listing Courtesy of KELLER WILLIAMS - OUTER BANKS</i>	Single Family	4/4	1,560	0.33 acres	2016	4/9/2026 47 days	\$749,000 \$480/sq ft
	2226 Sandfiddler Rd Corolla, NC 27927 MLS ID: 132431 ● Active / For Sale <i>Listing Courtesy of 1ST CLASS REAL ESTATE FLAGSHIP</i>	Single Family	6/7	4,295	0.33 acres	2002	4/6/2026 50 days	\$1,175,000 \$274/sq ft
	2320 False Cape Rd Corolla, NC 27927 MLS ID: 132356 ● Active / For Sale <i>Listing Courtesy of EXP REALTY, LLC - COASTAL</i>	Single Family	4/4	1,909	0.33 acres	1986	4/1/2026 55 days	\$479,000 \$251/sq ft
	2079 Sandfiddler Rd Corolla, NC 27927 MLS ID: 132301 ● Active / For Sale <i>Listing Courtesy of TWIDDY AND COMPANY - COROLLA</i>	Single Family	3/2	1,248	0.64 acres	1983	3/27/2026 60 days	\$799,000 \$640/sq ft
	2390 Sandfiddler Rd Corolla, NC 27927 MLS ID: 132260 ● Active / For Sale <i>Listing Courtesy of TWIDDY AND COMPANY - COROLLA</i>	Single Family	8/7	3,521	0.33 acres	2006	3/25/2026 62 days	\$1,299,000 \$369/sq ft
	2360 Ocean Pearl Rd Corolla, NC 27927 MLS ID: 132202 ● Active / For Sale <i>Listing Courtesy of EXP REALTY, LLC - COASTAL</i>	Single Family	4/2	1,786	0.29 acres	2006	3/19/2026 68 days	\$569,000 \$319/sq ft

Carova Beach in Currituck County, NC

New: 11 properties		Property Type	Beds / Baths	Living Area (sq ft)	Lot Size	Year Built	List Date / Days in RPR	List Price / \$ Per Sq Ft
10	<p>2130 Petrel Rd Corolla, NC 27927 MLS ID: 132020 ● Active / For Sale</p> <p><i>Listing Courtesy of BRINDLEY BEACH VACATIONS & SALES - COR</i></p>	Single Family	4/4	2,040	0.41 acres	1985	3/2/2026 85 days	\$615,000 \$301/sq ft

11	<p>2088 Sandpiper Rd Corolla, NC 27927 MLS ID: 100557583 ● Active / For Sale</p> <p><i>Listing Courtesy of Ocean Pearl Realty, LLC</i></p>	Single Family	4/4	2,036	0.34 acres	2026	3/2/2026 85 days	\$999,000 \$491/sq ft
-----------	---	---------------	-----	-------	------------	------	---------------------	--------------------------

Price Changes

Source: Listings

Price Changes: 1 properties		Property Type	Beds / Baths	Living Area (sq ft)	List Date / Days in RPR	Original Price	New Price / % of Change	Date of Change
1	<p>2360 Ocean Pearl Rd Corolla, NC 27927 MLS ID: 11445775 ● Active / For Sale</p> <p><i>Listing Courtesy of eXp Realty</i></p>	Single Family	4/2	1,786	3/1/2025 451 days	\$579,900	\$569,000 -1.88%	3/19/2026

About RPR

- RPR® is the nation's largest property database, exclusively for REALTORS®. It empowers REALTORS® to help buyers and sellers make informed decisions, backed by a real estate database covering more than 160 million residential and commercial properties in the United States.
- RPR is a wholly owned subsidiary of the National Association of REALTORS® and a member benefit to REALTORS®.
- RPR's data sources range from MLSs and county-level tax and assessment offices, to the U.S. Census and FEMA, to specialty data set providers such as Esri (consumer data), Niche (school information) and Precisely (geographic boundaries).

Learn More

For more information about RPR, please visit RPR's public website: <https://blog.narrpr.com>

