Market Activity

Carova Beach in Currituck County, NC

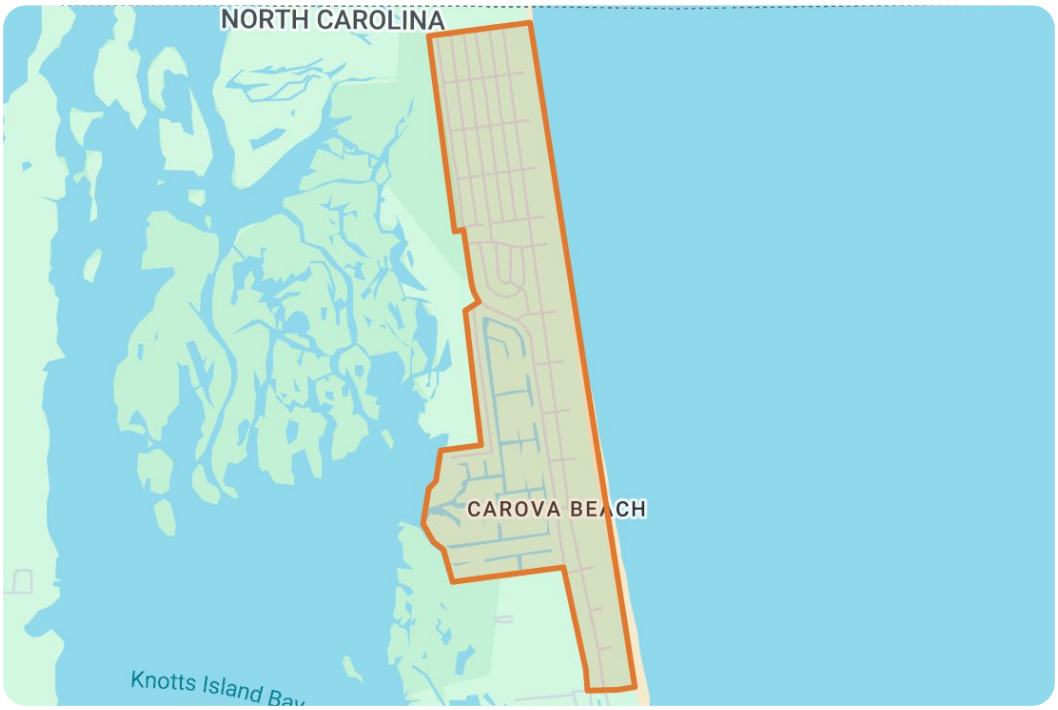

Hello,

Thanks for taking the time to review the most recent Market Activity in Carova Beach, NC. Please reach out if I may answer any questions or assist you in your home search!

If we cannot find the home you seek on the market, then we can build it! That's the Horizon Guarantee!

Talk soon,



Travis Old

Broker

North Carolina Real Estate License #334264

Mobile 252-202-4945

(252) 232-0227

trold@travisold.com

https://www.horizonrealtync.com

Horizon Real Estate Group

422A Caratoke Hwy

PO BOX 505

Moyock, NC 27958

Copyright 2026 Realtors Property Resource® LLC. All Rights Reserved.
Information is not guaranteed. Equal Housing Opportunity.

Carova Beach in Currituck County, NC

Market Trends

Market Trends for Carova Beach in Currituck County, NC

Single Family Residence

October 2026

Market Type



Seller's Market | Balanced Market | **Buyer's Market**

Key Details

Months of Inventory	Sold to List Price %	Median Days in RPR	Median Sold Price
9.33	–	–	–
↑ 7.61% MoM			

October 2026 Median Estimated Property Value

Single Family Residence

This graphic displays property estimates for a market area and a subject property, where one has been selected. Estimated property values are generated by a valuation model and are not formal appraisals.

Source: Public records, and MLS sources where licensed

Update Frequency: Monthly

Median Estimated Value	Last Month Change	12 Month Change
$581,420	+0.8%	+1.9%

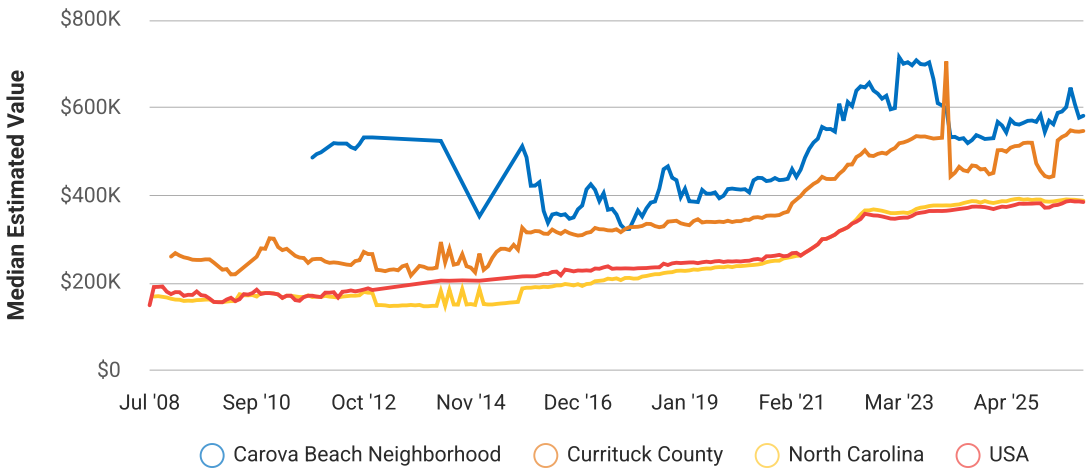

Copyright 2026 Realtors Property Resource® LLC. All Rights Reserved.
Information is not guaranteed. Equal Housing Opportunity.

Carova Beach in Currituck County, NC

October 2026 New Listings

Carova Beach in Currituck County, NC

Single Family Residence

This graphic summarizes key statistics for properties that entered the market each month. RPR uses list date to determine when a listing entered the market. These statistics are important for understanding the rate at which listings are entering the market and their price points.

Source: Listing sources

Update Frequency: Monthly

Median List Price - $1,445,000

↑ 106.5% Month over Month

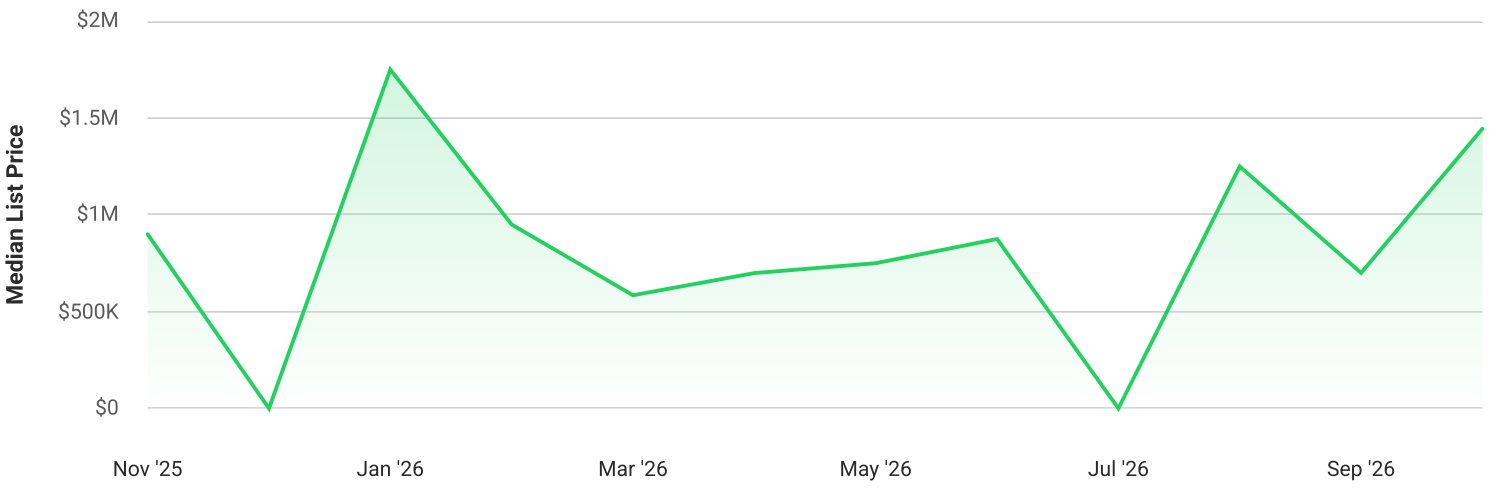

of Properties - 3

↓ 40% Month over Month

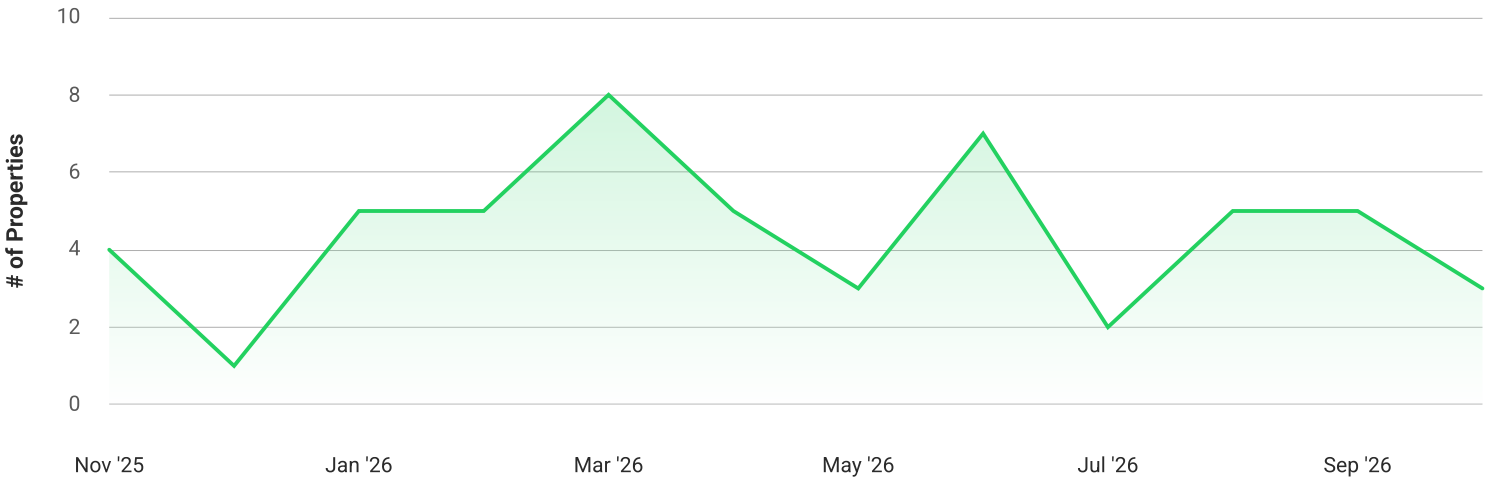

Copyright 2026 Realtors Property Resource® LLC. All Rights Reserved.
Information is not guaranteed. Equal Housing Opportunity.

Carova Beach in Currituck County, NC

October 2026 New Listings

Carova Beach in Currituck County, NC

Single Family Residence

Median $/Sqft - $404

13.1% Month over Month

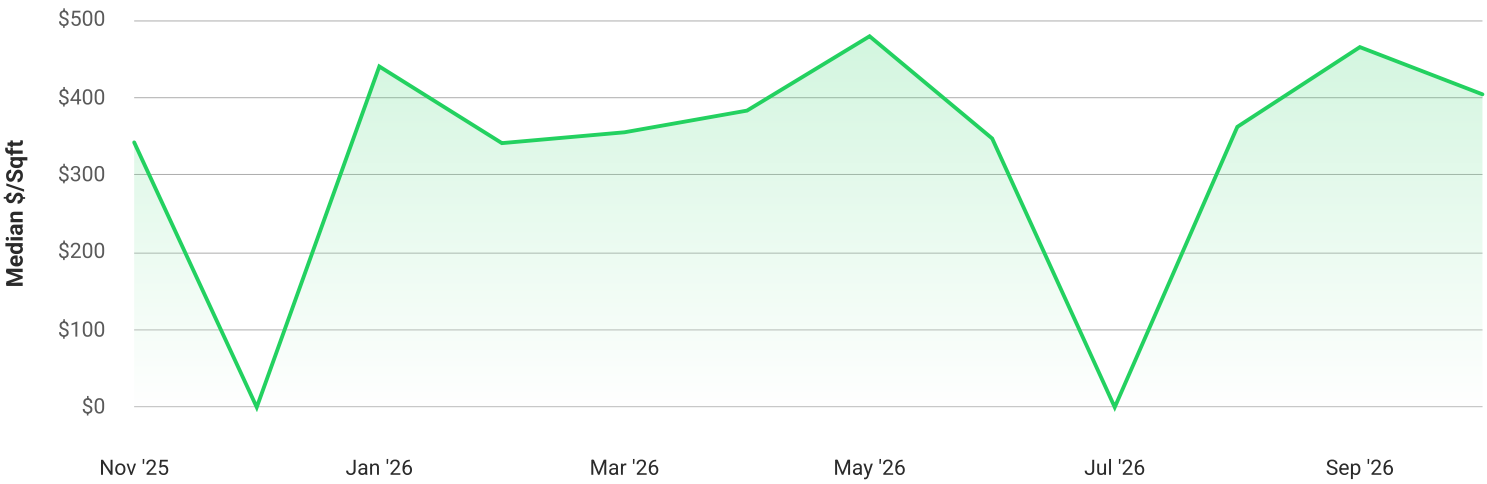

Copyright 2026 Realtors Property Resource® LLC. All Rights Reserved.
Information is not guaranteed. Equal Housing Opportunity.

Carova Beach in Currituck County, NC

October 2026 Active Listings

Carova Beach in Currituck County, NC

Single Family Residence

This graphic summarizes key statistics for properties that were in an active status on the last day of each month. RPR uses list date and a derived pending date to determine if the listing was active on the last day of the month. An end-of-month snapshot of active listings helps to understand inventory levels, price points and duration on the market.

Source: Listing sources

Update Frequency: Monthly

Median List Price - $937,500

↑ **4.2%** Month over Month

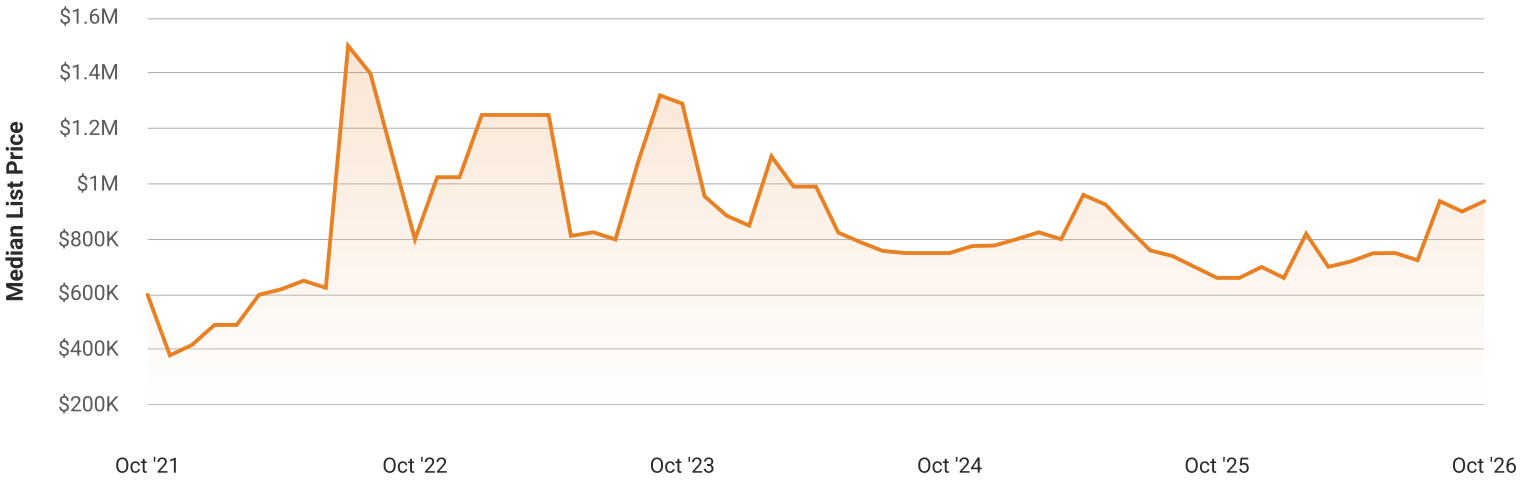

Copyright 2026 Realtors Property Resource® LLC. All Rights Reserved.
Information is not guaranteed. Equal Housing Opportunity.

Carova Beach in Currituck County, NC

October 2026 Sold Listings

Carova Beach in Currituck County, NC

Single Family Residence

This graphic summarizes key statistics for properties that sold each month. RPR uses a derived sold date to determine when a property moved into a sold status within the given month. These statistics are important for understanding the price points on sold properties as well as the difference between the list price and sold price, which reveals whether buyers are paying over or under the asking price.

Source: Listing sources

Update Frequency: Monthly

Median Sold Price - –

Month over Month

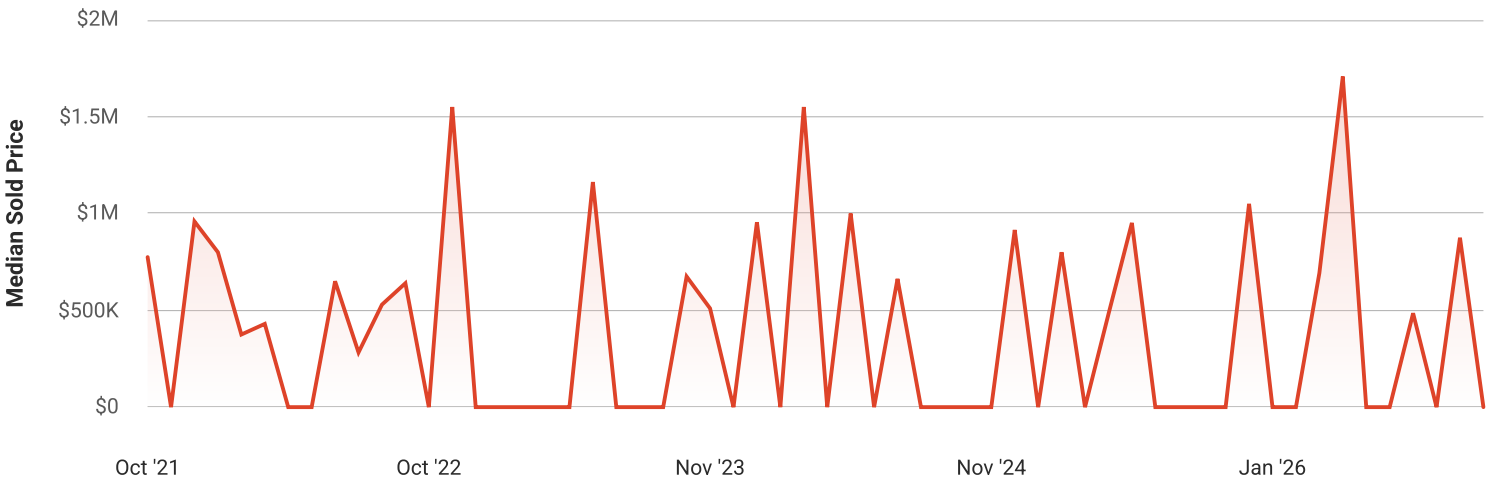

Copyright 2026 Realtors Property Resource® LLC. All Rights Reserved.
Information is not guaranteed. Equal Housing Opportunity.

Carova Beach in Currituck County, NC

Sold Public Records

Carova Beach in Currituck County, NC

Single Family Residence

This graphic summarizes key statistics for properties that are sold each month. RPR uses a combination of dates in deed and assessment records to determine qualifying sale transactions each month. These statistics offer a complete view of everything that sold in a market area, whether it was listed in an MLS or not. Data is less accurate in non-disclosure states where some or all sale prices are not available through the public record. Non-disclosure states include Alaska, Idaho, Kansas, Louisiana, Mississippi, Missouri (some counties), Montana, New Mexico, North Dakota, Texas, Utah, and Wyoming. Note: Some counties, especially in rural areas, do not provide timely data updates.

Source: Public records data

Update Frequency: Monthly

Median Sold Price - –

Month over Month

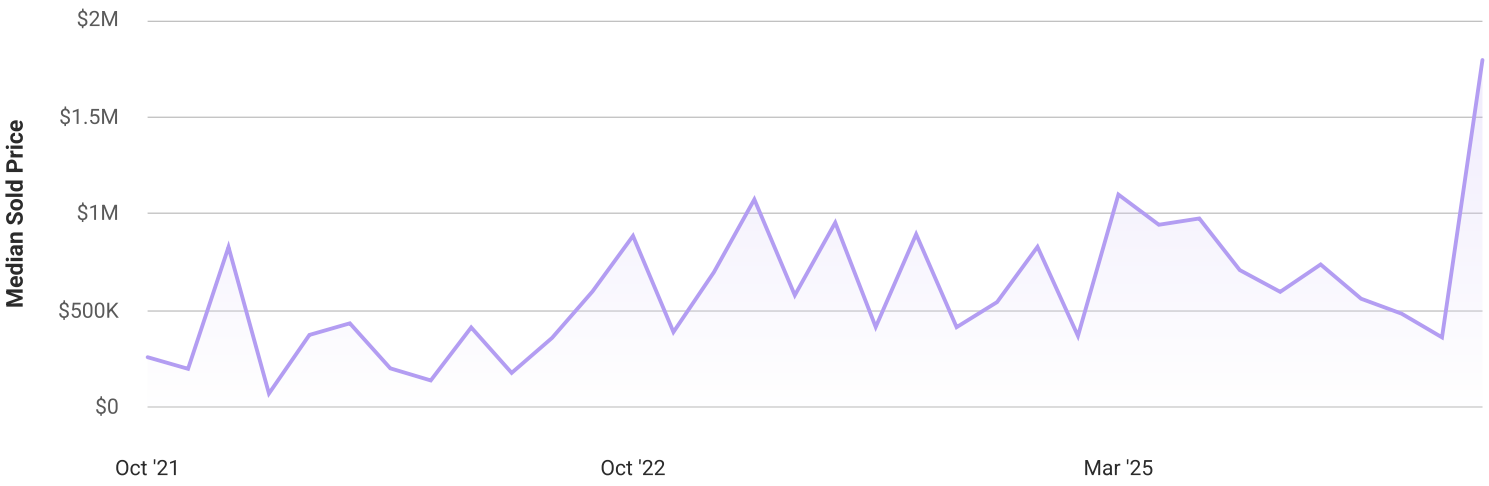

Median $/Sqft - –

Month over Month

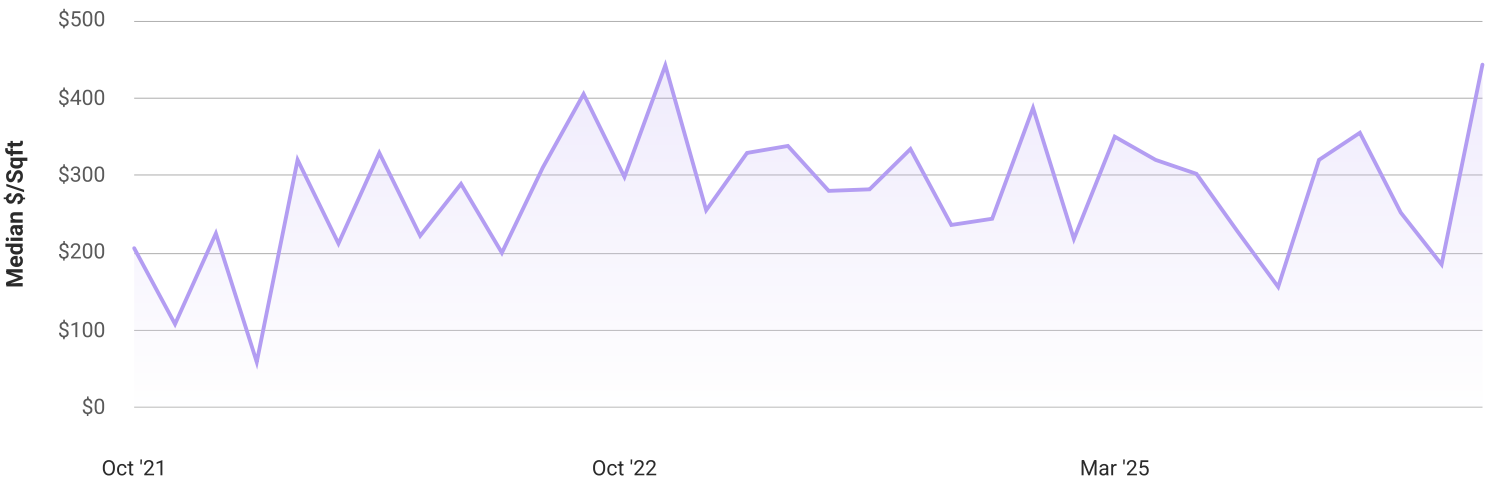

Copyright 2026 Realtors Property Resource® LLC. All Rights Reserved.
Information is not guaranteed. Equal Housing Opportunity.

Carova Beach in Currituck County, NC

Total Sales and Active Listings in Carova Beach in Currituck County, NC

Single Family Residence

This graph compares the number of sales with the number of active listings in the local market.

Source: MLS data where licensed

Update Frequency: Monthly

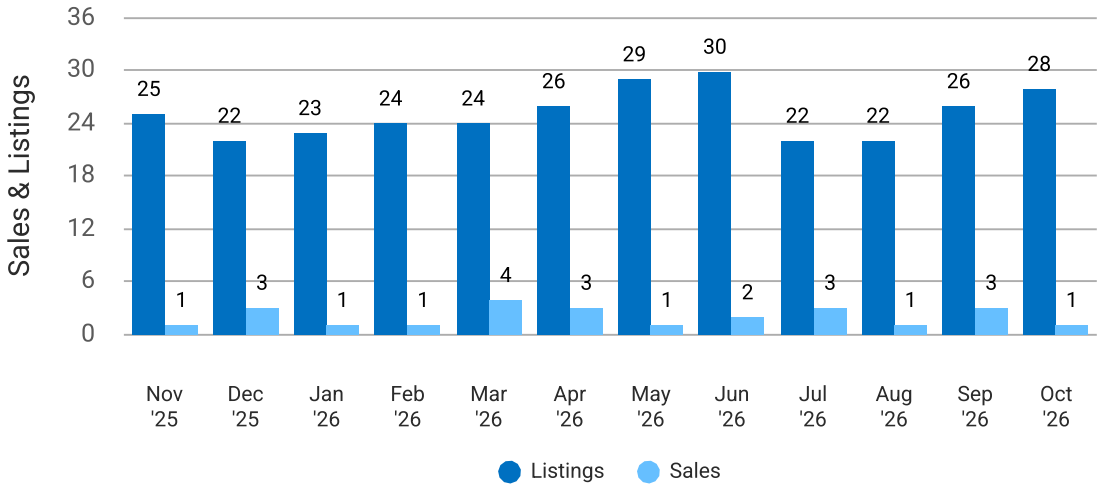

Median Sold Price vs Sold Listings in Carova Beach in Currituck County, NC

Single Family Residence

This chart compares the trend of median sold price and number of sold listings for the given location.

Source: Listing Data

Update Frequency: Monthly

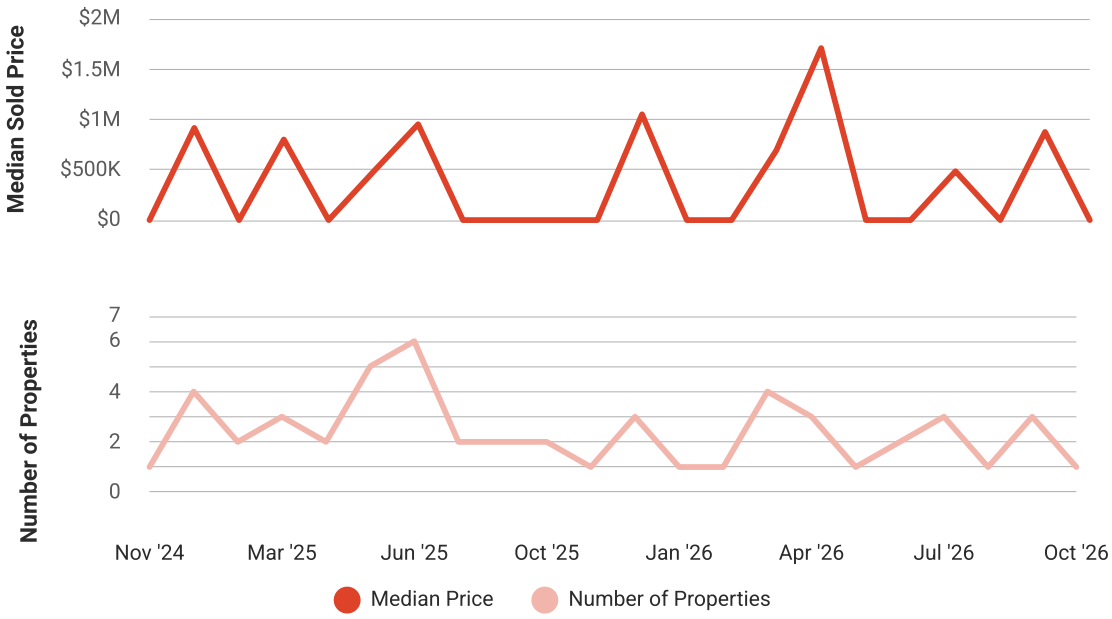

Copyright 2026 Realtors Property Resource® LLC. All Rights Reserved.
Information is not guaranteed. Equal Housing Opportunity.

Carova Beach in Currituck County, NC

Median List Price vs Active Listings in Carova Beach in Currituck County, NC

Single Family Residence

This chart compares the trend of median list price and number of active properties for the given location.

Source: Listing Data

Update Frequency: Monthly

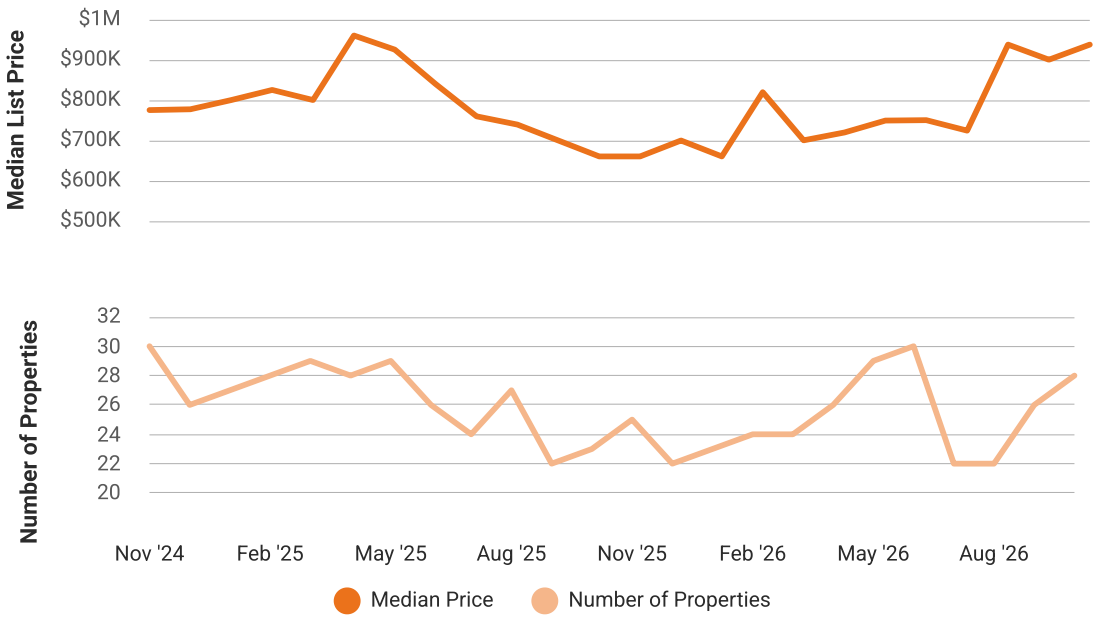

Market Snapshot

Value and Price Changes

	Current	Last Month	Last 3 Months	Last 12 Months	Last 24 Months	Last 36 Months
Median Est. Property Value Last Updated: 10/31/2026	$581,420	$576,960 +0.77%	$645,590 -9.94%	$570,590 +1.9%	$533,140 +9.06%	$703,110 -17.31%
Median Sold Price Last Updated: 10/31/2026	–	$875,000	$485,000	–	–	$674,500
Median List Price Last Updated: 10/31/2026	$937,500	$900,000 +4.17%	$724,000 +29.49%	$660,000 +42.05%	$750,000 +25%	$1,290,000 -27.33%

About this Data: Because some brokerages may choose not to include their MLS listing content within the RPR platform, the analysis contained in this report may not have been created using all the available listing data within this geographical market.

Median estimated property values are generated by a valuation model and are not formal appraisals. Valuations are based on public records and MLS data where licensed. The Metrics displayed here reflect **Residential Single Family properties** data.

Copyright 2026 Realtors Property Resource® LLC. All Rights Reserved.
Information is not guaranteed. Equal Housing Opportunity.

Carova Beach in Currituck County, NC

Market Activity

Market Activity Filters

Sort Order: Date
Maximum Properties Per Change Type: 20
Change Types: New Listings, Price Change
Property Types: Single Family
Property Features: Sale Price: Any, Lease Price: Any, Beds: Any, Baths: Any, Living Area: Any, Lot Size (acre): Any, Year Built: Any

Summary

For Sale Activity in the Last 3 Months

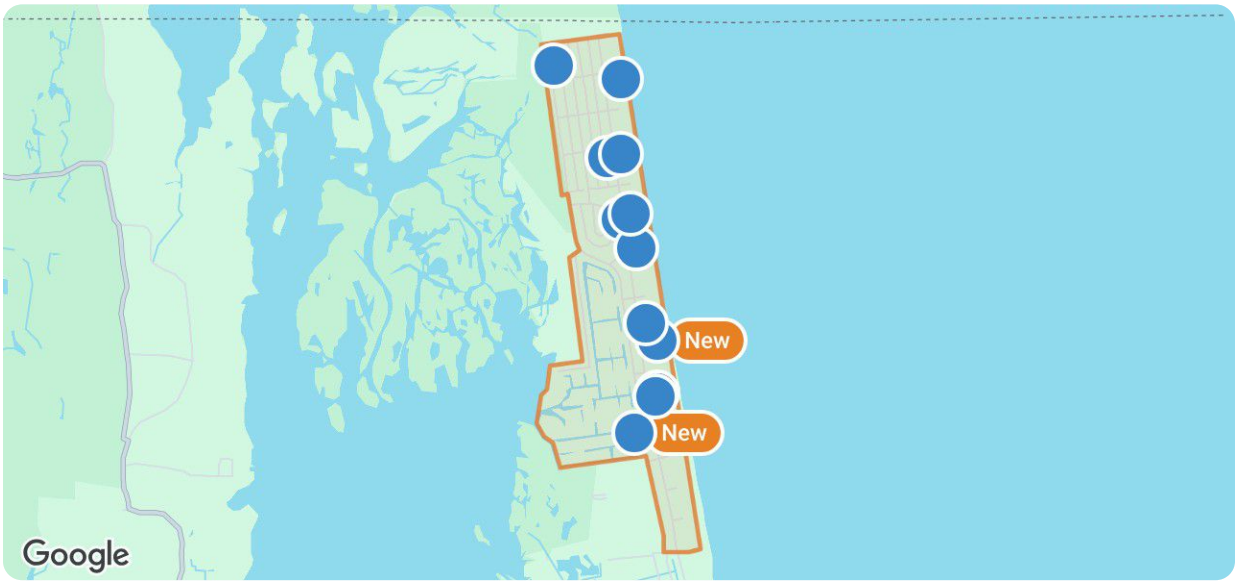

Legend

For Sale
Price Change

	New	Price Changes
Number of Properties	9	1
Lowest Listing Price / Est.Value	$499,900	$1,699,000
Median Listing Price / Est.Value	$790,000	$1,699,000
Highest Listing Price / Est.Value	$2,099,000	$1,699,000
Average Price / sqft	$382	$480
Median Price / sqft	$379	$480
Average Days in RPR	49	207
Median Days in RPR	54	207
Total Volume	$9,141,800	$1,699,000
Source	Listings	Listings

Copyright 2026 Realtors Property Resource® LLC. All Rights Reserved.
Information is not guaranteed. Equal Housing Opportunity.

Carova Beach in Currituck County, NC

Market Activity Breakdown

New

Source: Listings

New: 9 properties	Property Type	Beds / Baths	Living Area (sq ft)	Lot Size	Year Built	List Date / Days in RPR	List Price / $ Per Sq Ft
1  **2230 Teal Rd** **Corolla, NC 27927** MLS ID: 134696 Active / For Sale *Listing Courtesy of BRINDLEY BEACH VACATIONS & SALES - COR*	Single Family	5/4	2,995	0.34 acres	2005	11/19/2026 5 days	$540,000 $180/sq ft
2  **2223 Sandfiddler Rd** **Corolla, NC 27927** MLS ID: 134573 Active / For Sale *Listing Courtesy of KELLER WILLIAMS OUTER BANKS KDH*	Single Family	5/5	3,659	0.64 acres	1996	11/6/2026 18 days	$1,249,000 $341/sq ft
3  **2215 Sandfiddler Rd** **Corolla, NC 27927** MLS ID: 134517 Active / For Sale *Listing Courtesy of TWIDDY AND COMPANY - COROLLA*	Single Family	8/9	5,190	0.64 acres	2003	10/30/2026 25 days	$2,099,000 $404/sq ft
4  **403 Brant Rd** **Corolla, NC 27927** MLS ID: 134430 Active / For Sale *Listing Courtesy of HOWARD HANNA - GREAT BRIDGE*	Single Family	4/4	2,206	0.34 acres	2007	10/20/2026 35 days	$790,000 $358/sq ft
5  **2195 Sandfiddler Rd** **Corolla, NC 27927** MLS ID: 134256 Active / For Sale *Listing Courtesy of EXP REALTY, LLC - COASTAL*	Single Family	4/5	2,377	0.64 acres	2014	10/1/2026 54 days	$1,445,000 $608/sq ft
6  **2383 Ocean Pearl Rd** **Corolla, NC 27927** MLS ID: 134161 Active / For Sale *Listing Courtesy of EXP REALTY, LLC - COASTAL*	Single Family	3/3	2,418	0.29 acres	2013	9/23/2026 62 days	$499,900 $207/sq ft
7  **2319 Carova Rd** **Corolla, NC 27927** MLS ID: 134007 Active / For Sale *Listing Courtesy of TWIDDY AND COMPANY - WASH WOODS*	Single Family	3/3	1,373	0.33 acres	2004	9/8/2026 77 days	$520,000 $379/sq ft
8  **2276 Sandpiper Rd** **Corolla, NC 27927** MLS ID: 133964 Active / For Sale *Listing Courtesy of EXP REALTY, LLC - COASTAL*	Single Family	3/3	1,424	0.3 acres	2019	9/3/2026 82 days	$699,900 $492/sq ft
9  **2148 Sandfiddler Rd** **Corolla, NC 27927** MLS ID: 133954 Active / For Sale *Listing Courtesy of COROLLA BEACH REALTY*	Single Family	6/7	2,793	0.33 acres	2026	9/2/2026 83 days	$1,299,000 $465/sq ft

Copyright 2026 Realtors Property Resource® LLC. All Rights Reserved.
Information is not guaranteed. Equal Housing Opportunity.

Carova Beach in Currituck County, NC

Price Changes

Source: Listings

Price Changes: 1 properties	Property Type	Beds / Baths	Living Area (sq ft)	List Date / Days in RPR	Original Price	New Price / % of Change	Date of Change
1  **2230 Sandfiddler Rd** **Corolla, NC 27927** MLS ID: 100571129 Active / For Sale *Listing Courtesy of Ocean Pearl Realty, LLC*	Single Family	7/9	3,542	5/1/2026 207 days	$1,859,999	$1,699,000 -8.66%	10/29/2026

About RPR

- RPR® is the nation's largest property database, exclusively for REALTORS®. It empowers REALTORS® to help buyers and sellers make informed decisions, backed by a real estate database covering more than 160 million residential and commercial properties in the United States.
- RPR is a wholly owned subsidiary of the National Association of REALTORS® and a member benefit to REALTORS®.
- RPR's data sources range from MLSs and county-level tax and assessment offices, to the U.S. Census and FEMA, to specialty data set providers such as Esri (consumer data), Niche (school information) and Precisely (geographic boundaries).

Learn More

For more information about RPR, please visit RPR's public website: **https://blog.narrpr.com**

Copyright 2026 Realtors Property Resource® LLC. All Rights Reserved.
Information is not guaranteed. Equal Housing Opportunity.